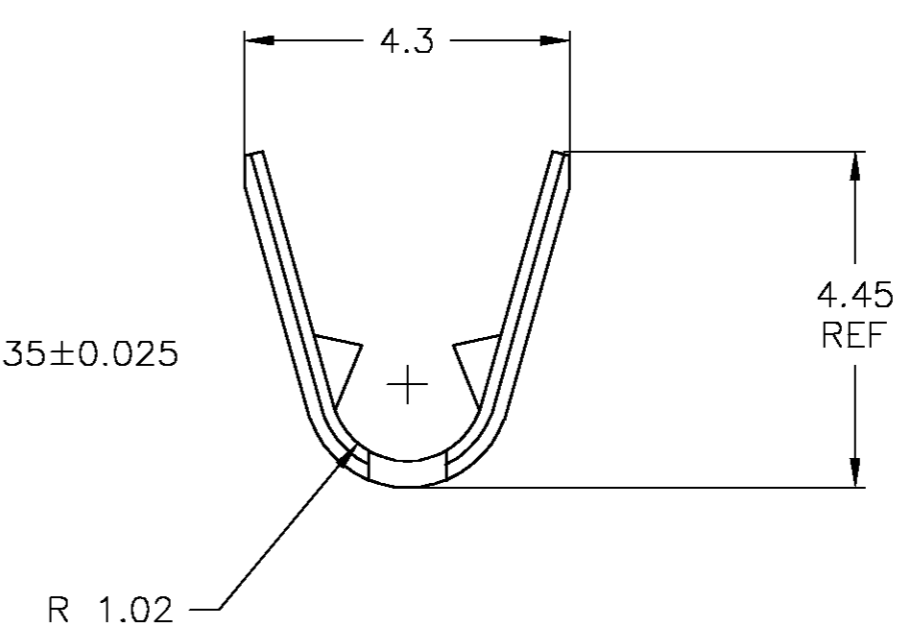
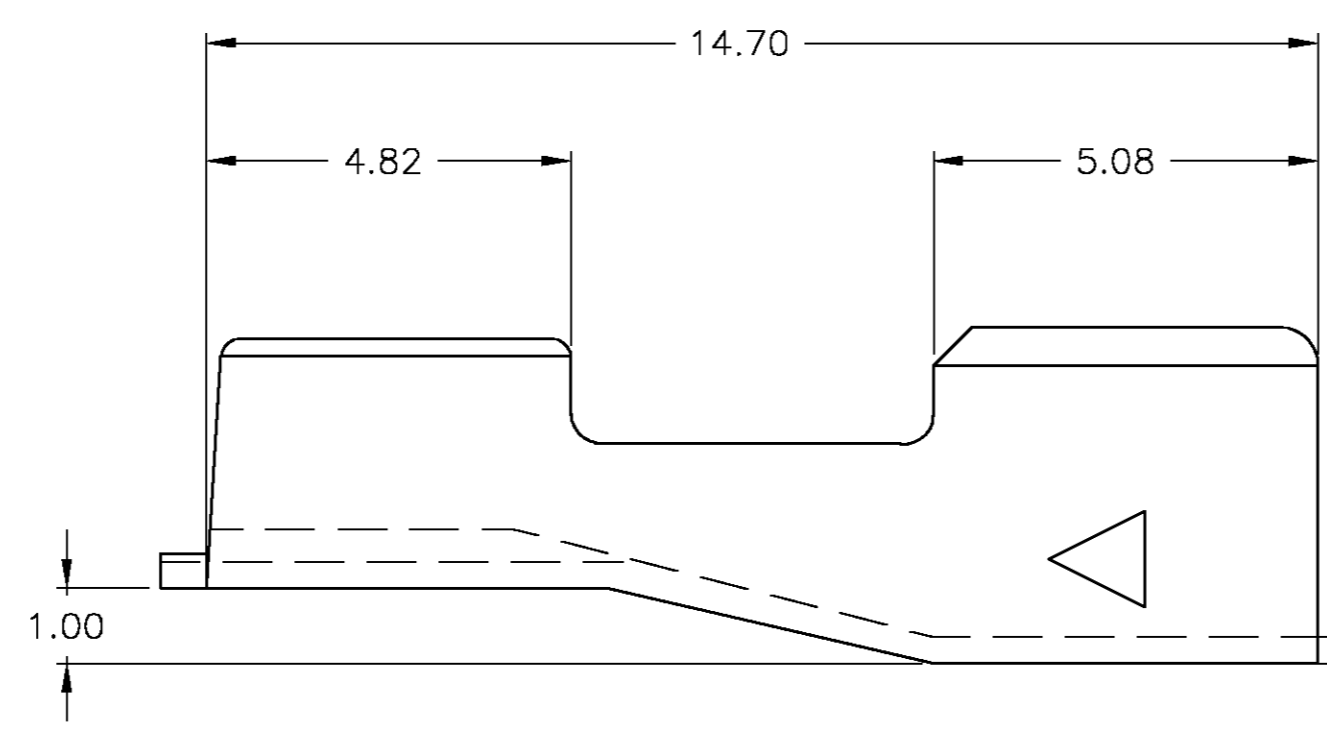
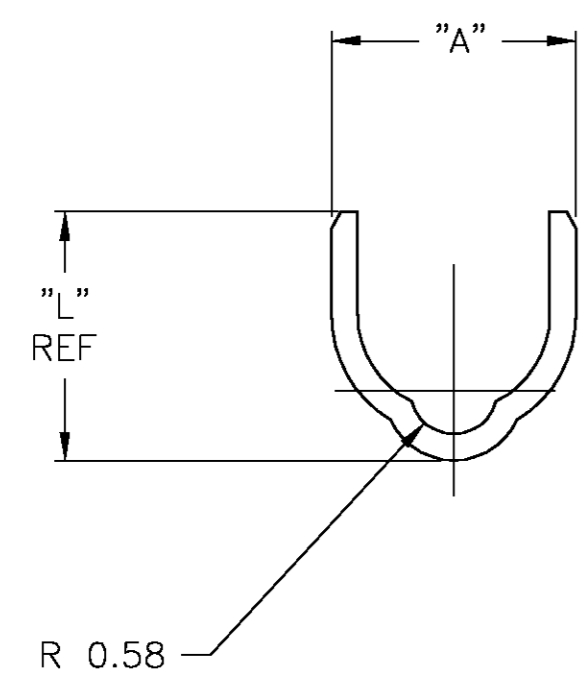
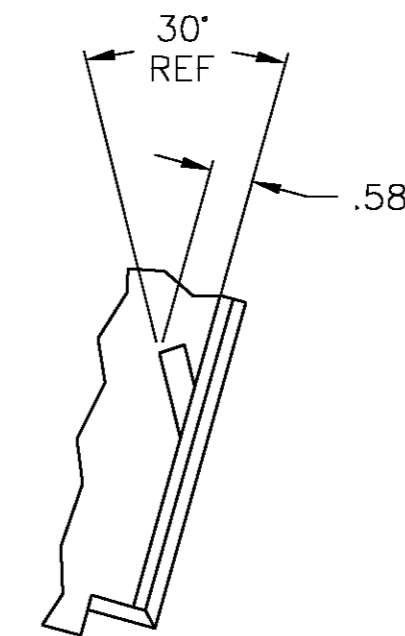
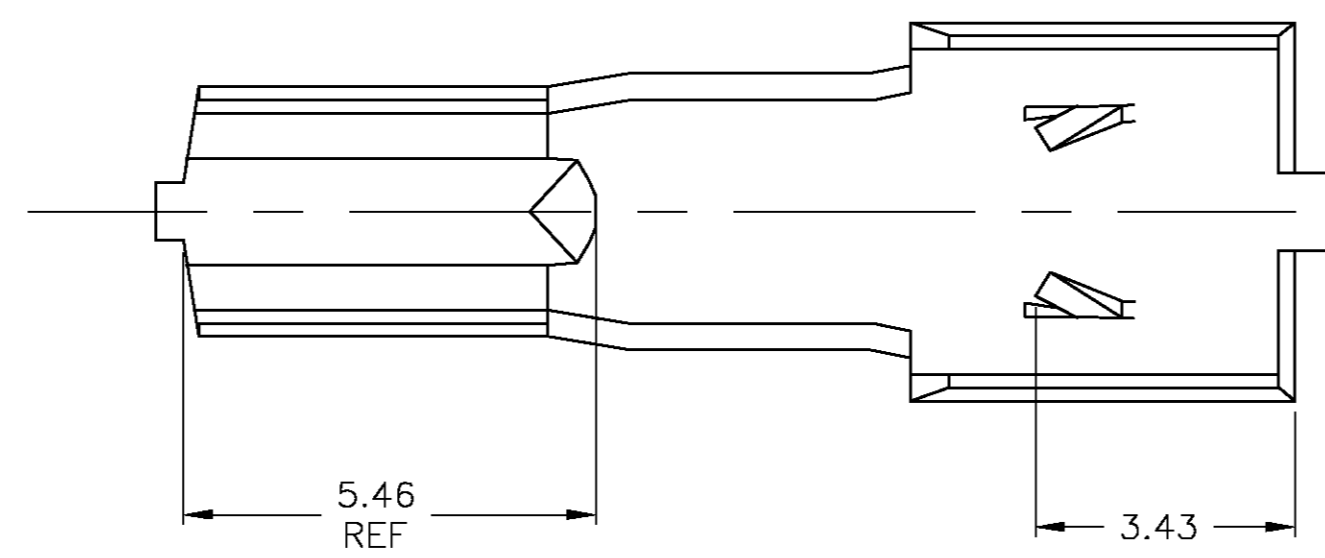


THIS DRAWING IS UNPUBLISHED. RELEASED FOR PUBLICATION
 © COPYRIGHT BY TYCO ELECTRONICS CORPORATION. ALL RIGHTS RESERVED.

LOC	DIST	REVISIONS			
P	LTR	DESCRIPTION	DATE	DWN	APVD
AF	50	E	REV PER 0G3A-0696-03	04NOV03	JR GP

- 1 INSULATED HEATER WIRE: #18-16 AWG.
HEATER WIRE CORE DIA: 1.02 MAX
- 2 REF CRIMP INFO: WIRE BBL .090, F TYPE
INSULATION BBL .120, F TYPE
- ③ TRAVERSE WINDING ON METAL REEL.
- ④ IN-LINE WINDING ON A CARDBOARD REEL



PCS/REEL	*L*	*A*	NOTES	STD. WIRE SIZE	FINISH	PART NO.
5,000	4.44	3.8	④	#14-12 AWG	-	1438246-5
5,000	3.18	3.3	④	#18-16 AWG	-	1438246-4
7,500	4.44	3.8	③	#14-12 AWG	-	1438246-3
5,000	3.18	3.3	④	#18-16 AWG	PRE-TIN	1438246-2
12,500	3.18	3.3	③	#18-16 AWG	-	1438246-1

THIS DRAWING IS A CONTROLLED DOCUMENT.

DWN	JR RUTH	21MAY2002	 Tyco Electronics Corporation Harrisburg, PA 17105								
CHK	G PORTA	21MAY02									
APVD	G PORTA	21MAY02									
PRODUCT SPEC											
APPLICATION SPEC			NAME	SPLICE, BUTT, HEATER WIRE							
MATERIAL	O81M BRASS	FINISH	SEE TABLE	SIZE	A2	CAGE CODE	00779	DRAWING NO	C=1438246	RESTRICTED TO	-
CUSTOMER DRAWING			SCALE	10:1	SHEET	1	OF	1	REV	E	